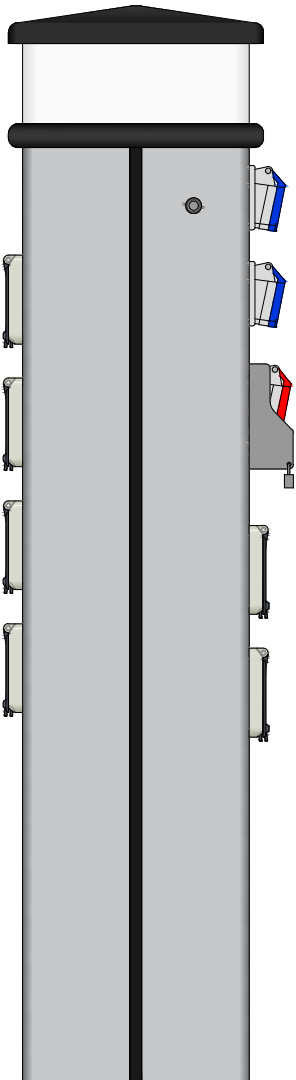


**1000mm CLASSIC MIDI SERVICE PEDESTAL**

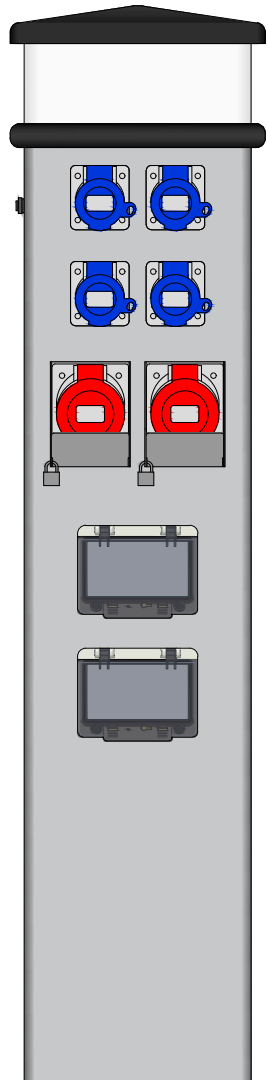
- 4x16AMP SINGLE PHASE IP44 SPLASH PROOF LOCKABLE SOCKET
- 2x32AMP THREE PHASE IP44 SPLASH PROOF SOCKET w/LOCKING BRACKET
- 1x6MOD ACCESS FLAP
  - 2x16AMP 30mA 2P RCBO
  - 2x45AMP SINGLE PHASE kWh METER
- 1x8MOD ACCESS FLAP
  - 2x16AMP 30mA 2P RCBO
  - 2x45AMP SINGLE PHASE kWh METER
- 1x8MOD ACCESS FLAP
  - 1x32AMP 30mA 4P RCBO
- 1x8MOD ACCESS FLAP
  - 1x32AMP 30mA 4P RCBO
- 1x8MOD ACCESS FLAP
  - 1x100AMP THREE PHASE kWh METER
- 1x8MOD ACCESS FLAP
  - 1x100AMP THREE PHASE kWh METER
- 1xPHOTO-CELL CONTROLLED LED ILLUMINATION

270mm



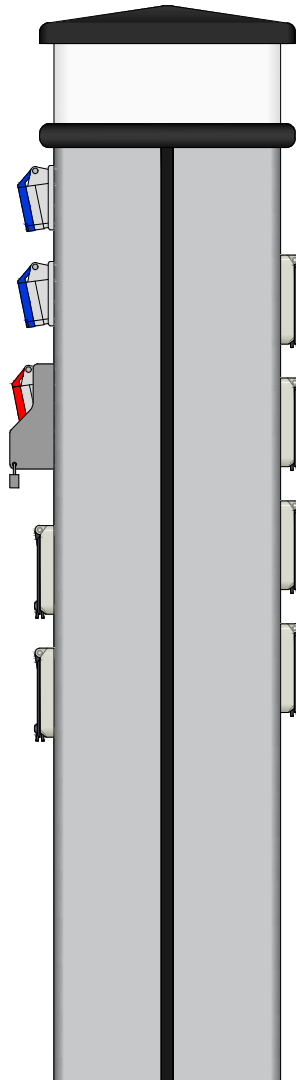
LEFT SIDE

270mm



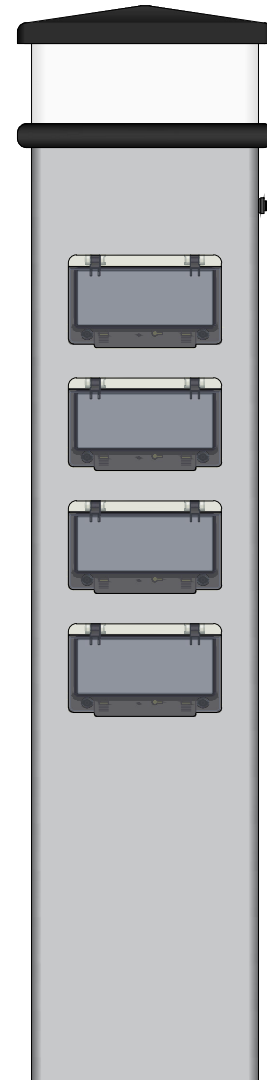
FRONT

270mm



RIGHT SIDE

270mm



BACK

REVISION DETAILS:	REV:	DATE:
PROJECT:		
CLIENT:		
TITLE: 1000MM CLASSIC MIDI SERVICE PEDESTAL		
DWG NO: CLAS-0297	REVISION: -	
DRAWN: CM	DATE: 28/09/2020	
SCALE: NTS	SIZE: A4	
 RALPHS LANE, FRAMPTON WEST, BOSTON, LINCOLNSHIRE, ENGLAND, PE20 1QU WWW.ROLECSERV.COM T: +44 (0)1205 724754		